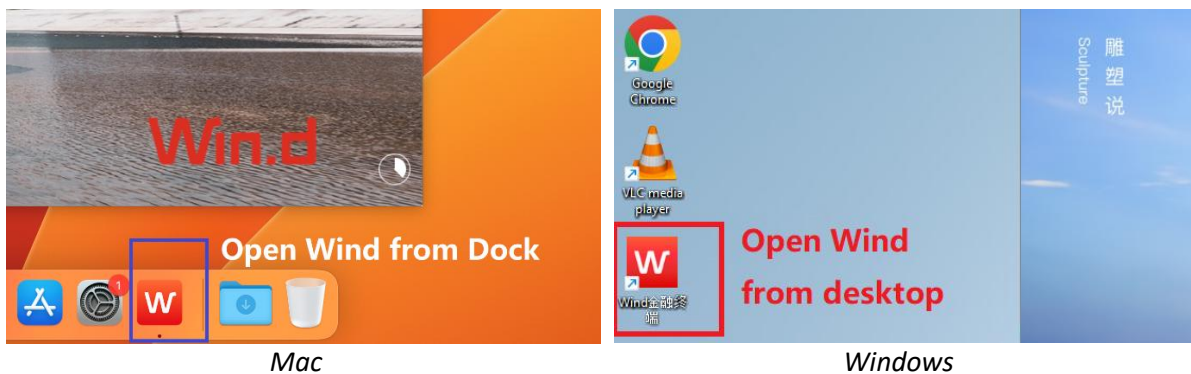


Wind Financial Terminals User Manual

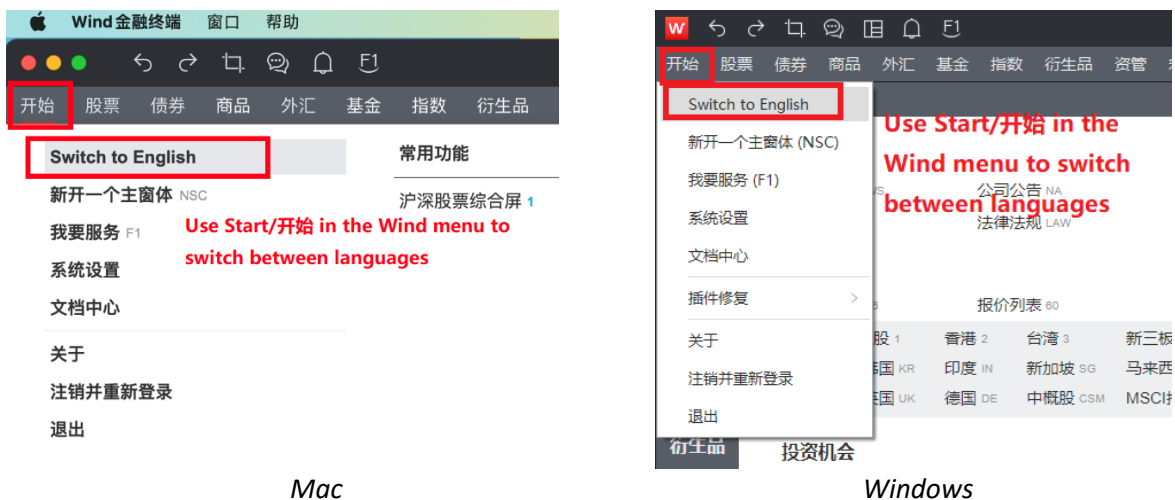
1. DKU Library has a total of 27 Wind Financial Terminals (WFT), with 25 iMacs in the Wind Finance Lab (LIB 2125), and 2 Dell PCs in the 4th Floor Digital Hub. Licensed modules are:

No. of Computer	Wind Financial Terminal/金融终端	Economic Database/经济数据库	Wind ESG Rating/万得 ESG 评级	Company/全球企业库	API	Data Limit/数据量限制
iMac #001-#022, #025	✓	✓				Limited
iMac #023	✓	✓	✓	✓ (VIP)	✓	Regular
iMac #024	✓	✓	✓	✓ (SVIP)	✓	Regular
PC #033	✓	✓	✓	✓ (VIP)	✓	Regular
PC #034	✓	✓	✓	✓ (SVIP)	✓	Regular

2. Users MUST log in to the iMacs/PCs via a public account. **The account credentials are pasted inside the Lab or on the PC.**
3. After logging in to the computer, open the Wind App/software. Licensed Wind accounts are already logged in. **DO NOT log out or replace the Wind accounts. DO NOT UPDATE the apps on your own.**



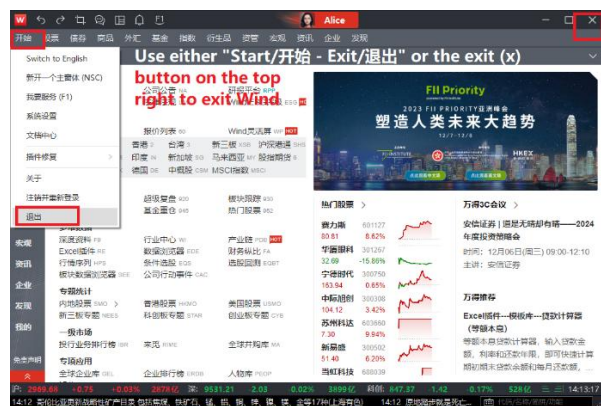
4. You can switch between interface languages from the Wind menu (re-login required).



- When finished, exit the Wind app/software from the menu or using the exit (x) button, but **DO NOT** log out of the Wind accounts.



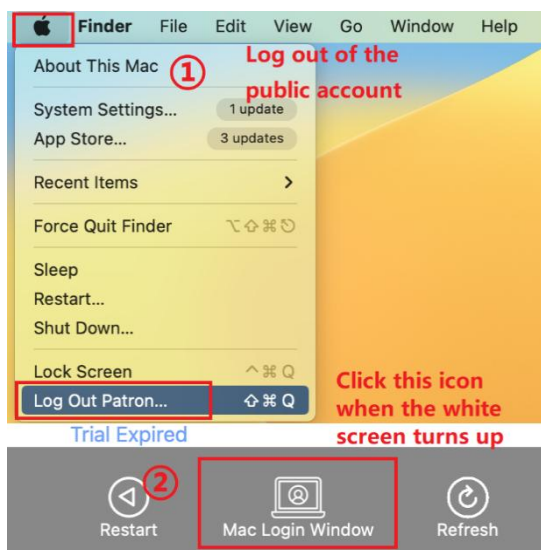
Mac



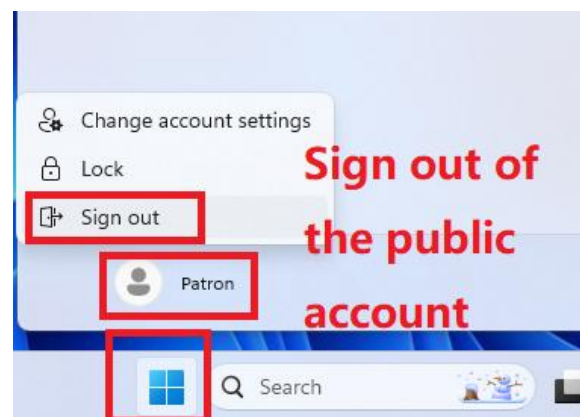
Windows

- Make sure you have permanently deleted all your saved files on the computer and log out of the public account. Any data or files saved will be deleted periodically.

For the iMacs, please click the “Mac Login Window” on the “Trial Expired” white screen that shows up after logging out of the public account.



Mac



Windows

- Follow all the other rules in the Wind Finance Lab and the Digital Hub. If you have any questions about Wind accounts, email dkulibrary@dukekunshan.edu.cn.